

Clutch & Related Components



FT4

Sparex Replacement
Spare Parts

Page No.

1

2

3

4

5


6

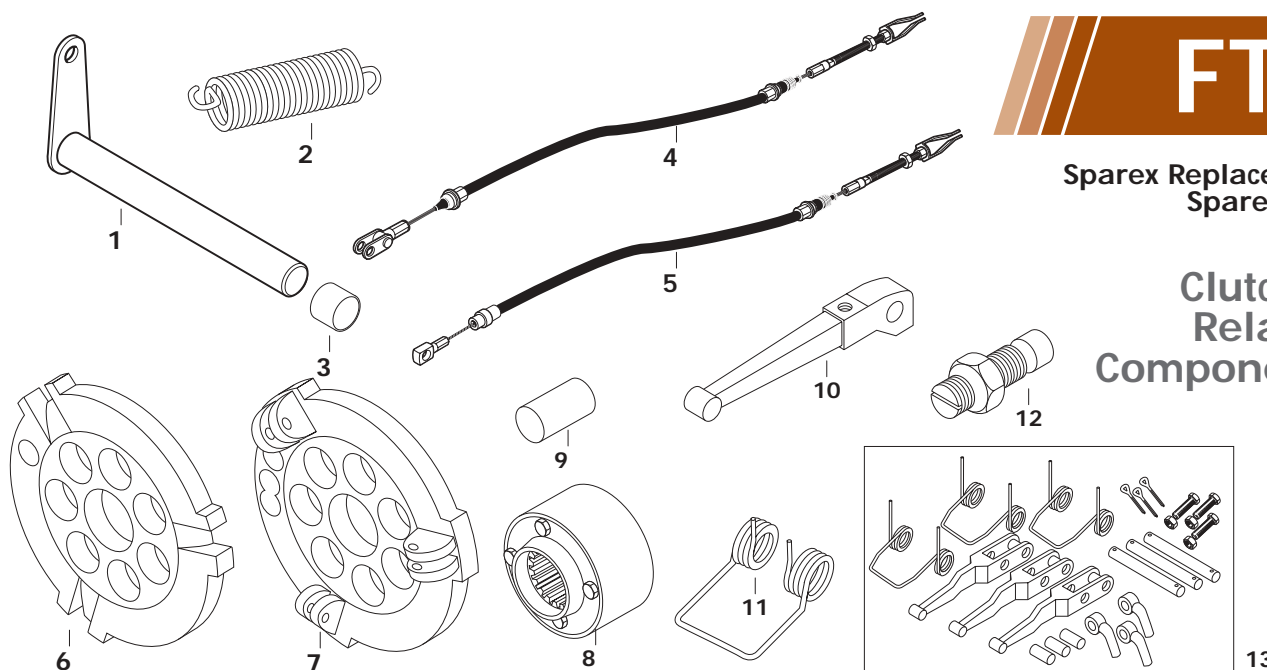
Please see Index for alternative O.E. part numbers.

E & O.E.

These parts are Sparex parts and are not manufactured by the Original Equipment Manufacturer. Original Equipment Manufacturers names, part numbers and descriptions are quoted for reference purposes only.

NOTES










| | SPAREX No. | DESCRIPTION | EQUIVALENT | TRACTOR MODEL |
|----|------------|-------------------------------|--------------------|--|
| 1 | S.59092 | Spindle - P.T.O. | 599942 | 450, 480, 500, 540, 550, 600, 640 |
| 2 | S.62193 | Spring - Clutch Pedal | 559627 | 450, 480, 500, 540, 550, 600, 640 |
| 2 | S.58970 | Spring - Clutch Pedal. | 5119832 | 45-66, 50-66, 55-66, 60-66, 65-66, 70-66, 80-66 |
| 3 | S.62402 | Clutch Pedal Bush | 4958507 | 450, 480, 500, 540, 550, 600, 640 |
| 4 | S.62194 | Clutch Main Cable - 430mm | 5115686 | 580, 680, 780 |
| 4 | S.62195 | Clutch Main Cable - 455mm | 5120398 | 580, 680, 780 |
| 4 | S.62196 | Clutch Main Cable | 5120399 | 880, 880/5, 980, 55-90, 60-90, 60-93, 60-94, 65-90, 65-93, 65-94, 70-90, 72-93, 72-94, 80-90, 82-93, 82-94, 85-90, 88-93, 88-94, 90-90, 100-90, 110-90 |
| 5 | S.62197 | P.T.O. Hand Clutch Cable | 5126567 | 55-90, 60-90, 60-93, 60-94, 65-90, 65-93, 65-94, 70-90, 72-93, 72-94, 80-90, 82-93, 82-94, 85-90, 88-93, 88-94 |
| 5 | S.62198 | P.T.O. Hand Clutch Cable | 5131252 | 90-90, 100-90, 110-90 |
| 6 | S.59093 | Pressure Plate - Main - 10" | 596247 | 450, 480, 500, 540 |
| 7 | S.59094 | Pressure Plate - P.T.O. - 10" | 596248 | 450, 480, 500, 540 |
| 8 | S.59086 | Flexible Coupling | 567420 | 415, 450, 480, 500, 540 |
| 9 | S.62471 | Rubber (16 Required) | 4957107 | 415, 450, 480, 500, 540 |
| 10 | S.62473 | Clutch Finger | 596258 | 450, 480, 500, 540 |
| 11 | S.59095 | Spring - Clutch Finger | 596261 | 450, 480, 500, 540 |
| 12 | S.59096 | Screw - Clutch Finger | 596249 | 450, 480, 500, 540 |
| 13 | S.62431 | Finger Kit Main - 10" | 9962050 | 45-66, 50-66, 55-66F, 55-76F |
| 13 | S.62432 | Finger Kit P.T.O. - 10" | 9962051 | 45-66, 50-66, 55-66F, 55-76F |
| 13 | S.62177 | Finger Kit Main - 11" | 9962518 9959900 | 450, 480, 500, 540, 550, 600, 640 |
| 13 | S.62178 | Finger Kit P.T.O. - 11" | 9959899 | 450, 480, 500, 540, 550, 600, 640 |

Please see Index for alternative O.E. part numbers.






These parts are Sparex parts and are not manufactured by the Original Equipment Manufacturer. Original Equipment Manufacturers names, part numbers and descriptions are quoted for reference purposes only.

Sparex Replacement Spare Parts

| TRACTOR MODEL | Clutch | | |
|---|---|---|---|
| | Cover Assembly | Clutch Kit | |
| 315, 411R, 415 |  <p>S.73007 9" Dual</p> <p>595882</p> <p>Contains: Main Plate</p> | <p>S.73008</p> <p>Contains:</p> <p>S.73007 x 1 S.9980 x 1 S.62435 x 1 S.18117 x 1</p> | |
| 450, 480, 500, 540 (2 Stage Pedal for P.T.O. Operation) |  <p>S.62168 10" Dual</p> <p>5110245</p> <p>Contains: Main Plate</p> | <p>S.73009</p> <p>Contains:</p> <p>S.62168 x 1 S.69913 x 1 S.62171 x 1 S.18133 x 1</p> | |
| 450, 480, 500, 540, 550 600, 640 (Hand Clutch Lever for P.T.O. Operation) |  <p>S.62162 11" Dual</p> <p>5145712</p> <p>Contains: Organic Main Plate</p> | <p>S.73010</p> <p>Contains:</p> <p>S.62162 x 1 S.19605 x 1 S.62170 x 1 S.18170 x 1 S.18133 x 1</p> | |
| 450, 480, 500, 540, 550 600, 640 |  <p>S.19660 11" Dual</p> <p>5145717</p> <p>Contains: Metallic Main Plate</p> | <p>S.73011</p> <p>Contains</p> <p>S.19660 x 1 S.19605 x 1 S.62170 x 1 S.18170 x 1 S.18133 x 1</p> | |
| 540, 550, 600, 640 |  | <p>Converts from 3 Lever diaphragm clutch into 6 lever type clutch kit</p> <p>(OEM Change)</p> <p>Contains: Metallic Main Plate</p> | <p>S.73056 Complete Conversion Kit as per illustration</p> <p>Contains Clutch Cover S.19605 x 1 S.62170 x 1 S.18170 x 1 S.18133 x 1</p> |

Please see Index for alternative O.E. part numbers.






These parts are Sparex parts and are not manufactured by the Original Equipment Manufacturer. Original Equipment Manufacturers names, part numbers and descriptions are quoted for reference purposes only.

| DRIVE PLATE | DRIVE PLATE DIMENSIONS mm | MAIN/ PTO BEARING | PILOT BEARING |
|---|---|---|------------------------------------|
|  <p>S.9979 Main 4968740</p> <p>S.9980 PTO 4968742</p> | <p>230 x 40 x 14</p> <p>230 x 22 x 10</p> | <p>S.62435 Main 894827</p> | <p>S.18117 28040040</p> |
|  <p>S.62398 Main 5109828</p> <p>S.69913 PTO 4968736</p> | <p>250 x 40 x 14</p> <p>250 x 25 x 10</p> | <p>S.62171 Main 5103178</p> | <p>S.18133 28040050</p> |
|  <p>S.62185 Main 4999812</p> <p>S.19605 PTO 5101585</p> | <p>280 x 40 x 14</p> <p>280 x 25 x 10</p> | <p>S.62170 Main 5122028</p> <p>S.18170 PTO 26794570</p> | <p>S.18133 28043280</p> |
|  <p>S.62186 Main 5 Paddle 5145718</p> <p>S.19605 PTO 5101585</p> | <p>280 x 40 x 14</p> <p>280 x 25 x 10</p> | <p>S.62170 Main 5122028</p> <p>S.18170 PTO 26794570</p> | <p>S.18133 28043280</p> |
|  <p>S.62186 Main 5 Paddle 5145718</p> <p>S.19605 PTO 5101585</p> | <p>280 x 40 x 14</p> <p>280 x 25 x 10</p> | <p>S.72703 Main For Original 3 Lever Type S.62170 For 6 Lever Type Kit S.18170 PTO Suits Both Applications</p> | <p>S.18133 28043280</p> |

Please see Index for alternative O.E. part numbers.






These parts are Sparex parts and are not manufactured by the Original Equipment Manufacturer. Original Equipment Manufacturers names, part numbers and descriptions are quoted for reference purposes only.

Sparex Replacement Spare Parts

| TRACTOR MODEL | CLUTCH | | |
|---|---|---|--|
| | | TYPE | NOTES |
| 650, 650S, 750, 750S (Note: Main Plate to Flywheel) |  | S.62813 12"/11" Dual 5161249 596480 Contains: PTO Plate | S.73076 Contains S.62813 x 1 S.69910 x 1 S.62923 x 1 S.62175 x 1 S.18134 x 1 |
| 850, 850S |  | Converts from 3 Lever diaphragm clutch into 6 lever type clutch kit (OEM Change) Contains: Main Plate | S.73057 1930990 Complete Conversion Kit as per illustration Contains Clutch Cover S.73031 x 1 S.73077 x 1 S.18134 x 1 |
| 900, 1000 1000S |  | Converts from 3 Lever diaphragm clutch into 6 lever type clutch kit (OEM Change) Contains: Main Plate | S.73058 1930990 Complete Conversion Kit as per illustration Contains Clutch Cover S.73031 x 1 S.73077 x 1 S.18086 x 1 |
| 1000, 1000S |  | S.73014 13" Dual 5164573 Contains: Main Plate | S.73059 Contains S.73014 x 1 S.62182 x 1 S.62449 x 1 S.73016 x 1 S.18086 x 1 |
| 1300, 1300S |  | S.72725 14" Single 44018580 Does not contain Main Plate | S.73060 Contains S.72725 x 1 S.19612 x 1 S.19631 x 1 S.18040 x 1 |

Please see Index for alternative O.E. part numbers.

These parts are Sparex parts and are not manufactured by the Original Equipment Manufacturer. Original Equipment Manufacturers names, part numbers and descriptions are quoted for reference purposes only.






| DRIVE PLATE | DRIVE PLATE DIMENSIONS mm | MAIN/ PTO BEARING | PILOT BEARING |
|---|---|---|------------------------------------|
|  <p>S.69910 Main 9004189</p> <p>S.69914 PTO 9961961 9004184</p> | <p>310 x 35 x 12</p> <p>280 x 50 x 18</p> | <p>S.62923 Main 44013164</p> <p>S.62175 PTO 44011614</p> | <p>S.18134 28996660</p> |
|  <p>S.62428 Main 44015757</p> <p>S.73031 PTO 5160414</p> | <p>310 x 45 x 16</p> <p>310 x 32 x 11</p> | <p>S.62175 Main For Original 3 Lever Type S.62923 PTO For Original 3 Lever Type S.73077 Complete Assy. for 6 Lever Kit</p> | <p>S.18134 28996660</p> |
|  <p>S.62428 Main 44015757</p> <p>S.73031 PTO 5160414</p> | <p>310 x 45 x 16</p> <p>310 x 32 x 11</p> | <p>S.62175 Main For Original 3 Lever Type S.62923 PTO For Original 3 Lever Type S.73077 Complete Assy. for 6 Lever Kit</p> | <p>S.18086 28042740</p> |
|  <p>S.73015 Main 6 Paddle 4998654</p> <p>S.62182 PTO 5164569</p> | <p>330 x 45 x 16</p> <p>330 x 32 x 11</p> | <p>S.62449 Main 5120853</p> <p>S.72928 PTO 44016827</p> | <p>S.18086 28042740</p> |
|  <p>S.19612 Main 5130781</p> | <p>350 x 50 x 18</p> | <p>S.19631 Main 44016083</p> | <p>S.18040 24905120</p> |

Please see Index for alternative O.E. part numbers.

These parts are Sparex parts and are not manufactured by the Original Equipment Manufacturer. Original Equipment Manufacturers names, part numbers and descriptions are quoted for reference purposes only.








Sparex Replacement Spare Parts

| TRACTOR MODEL | CLUTCH | | |
|---------------|---|--|--|
| | | TYPE | NOTES |
| 580, 680, 780 |  | S.62162 11" Dual 5145712 Contains: Organic Main Plate | S.73061 Contains: S.62162 x 1 S.19605 x 1 S.62170 x 1 S.18046 x 1 S.18133 x 1 |
| 580, 680, 780 |  | S.19660 11" Dual 5145717 Contains: Metallic Main Plate | S.73062 Contains: S.19660 x 1 S.19605 x 1 S.62170 x 1 S.18046 x 1 S.18133 x 1 |
| 580, 680, 780 |  | Converts from 3 Lever diaphragm clutch into 6 lever type clutch kit (OEM Change) Contains: Metallic Main Plate | S.73063 1930987 Complete Conversion Kit as per illustration Contains Clutch Cover S.19605 x 1 S.73078 x 1 S.18133 x 1 |
| 880 |  | S.62163 11" Dual 5107183 Contains: Metallic Main Plate | S.73064 Contains: S.62163 x 1 S.62180 x 1 S.62170 x 1 S.18046 x 1 S.18134 x 1 |
| 880 |  | Converts from 3 Lever diaphragm clutch into 6 lever type clutch kit (OEM Change) Contains: Metallic Main Plate | S.73065 1930988 Complete Conversion Kit as per illustration Contains Clutch Cover S.19606 x 1 S.73079 x 1 S.18134 x 1 |

Please see Index for alternative O.E. part numbers.






These parts are Sparex parts and are not manufactured by the Original Equipment Manufacturer. Original Equipment Manufacturers names, part numbers and descriptions are quoted for reference purposes only.

| DRIVE PLATE | DRIVE PLATE DIMENSIONS mm | MAIN/ PTO BEARING | PILOT BEARING |
|---|---|--|------------------------------------|
|  <p>S.62185 Main 4999812</p> <p>S.19605 PTO 5101585</p> | <p>280 x 40 x14</p> <p>280 x 25 x 10</p> | <p>S.62170 Main 5122028</p> <p>S.18046 PTO 24905360</p> | <p>S.18133 28043280</p> |
|  <p>S.62186 Main 5 Paddle 5145718</p> <p>S.19605 PTO 5101585</p> | <p>280 x 40 x14</p> <p>280 x 25 x 10</p> | <p>S.62170 Main 5122028</p> <p>S.18046 PTO 24905360</p> | <p>S.18133 28043280</p> |
|  <p>S.62186 Main 5 Paddle 5145718</p> <p>S.19605 PTO 5101585</p> | <p>280 x 40 x 14</p> <p>280 x 25 x 10</p> | <p>S.72703 Main For Original 3 Lever Type S.19624 Complete Assy. For Original 3 Lever Type S.73078 Complete Assy. for 6 Lever Kit</p> | <p>S.18133 28043280</p> |
|  <p>S.62187 Main 6 Paddle 5102262</p> <p>S.62180 PTO 9929199</p> | <p>280 x 45 x 16</p> <p>280 x 28 x 10</p> | <p>S.62170 Main 5122028</p> <p>S.18046 PTO 24905360</p> | <p>S.18134 28996660</p> |
|  <p>S.62188 Main 5 Paddle 5115203</p> <p>S.19606 PTO 5104880</p> | <p>310 x 45 x 16</p> <p>310 x 28 x 10</p> | <p>S.62175 Main For Original 3 Lever Type</p> <p>S.73079 Complete Assy. for 6 Lever Kit</p> | <p>S.18134 28996660</p> |

Please see Index for alternative O.E. part numbers.






These parts are Sparex parts and are not manufactured by the Original Equipment Manufacturer. Original Equipment Manufacturers names, part numbers and descriptions are quoted for reference purposes only.

Sparex Replacement Spare Parts

| TRACTOR MODEL | CLUTCH | | |
|------------------------------|---|--|--|
| | | TYPE | NOTES |
| 880 |  | S.62164 12" Dual 5122375 Contains: Metallic Main Plate | S.73066 Contains: S.62164 x 1 S.19606 x 1 S.62170 x 1 S.62401 x 1 S.18134 x 1 |
| 880/5, 980 |  | S.62164 12" Dual 5122375 Contains Metallic Main Plate | S.73067 Contains: S.62164 x 1 S.19606 x 1 S.62170 x 1 S.62401 x 1 S.18086 x 1 |
| 880/5, 980 |  | Converts from 3 Lever diaphragm clutch into 6 lever type clutch kit (OEM Change) Contains: Metallic Main Plate | S.73068 1930988 Complete Conversion Kit as per illustration Contains Clutch Cover S.19606 x 1 S.73079 x 1 S.18086 x 1 |
| 1180, 1280, 1380, 1580, 1880 |  | S.19661 13" Single 5123062 Does not Contain Main Plate | S.73069 Contains: S.19661 x 1 S.19613 x 1 S.62173 x 1 S.18086 x 1 |
| 1580, 1880 |  | S.72720 12" Dual 5128009 Contains: Metallic Main Plate | S.73075 Contains: S.72720 x 1 S.72722 x 1 S.62449 x 1 S.18086 x 1 |

Please see Index for alternative O.E. part numbers.






These parts are Sparex parts and are not manufactured by the Original Equipment Manufacturer. Original Equipment Manufacturers names, part numbers and descriptions are quoted for reference purposes only.

| DRIVE PLATE | DRIVE PLATE DIMENSIONS mm | MAIN/ PTO BEARING | PILOT BEARING |
|--|---|--|---------------------------------------|
|  <p>S.62188 Main 5 Paddle 5115203</p> <p>S.19606 PTO</p> <p>5104880</p> | <p>310 x 45 x 16</p> <p>310 x 28 x 10</p> | <p>S.62170 Main</p> <p>5122028</p> <p>S.62401 PTO</p> <p>5112084</p> | <p>S.18134</p> <p>28996660</p> |
|  <p>S.62188 Main 5 Paddle 5115203</p> <p>S.19606 PTO</p> <p>5104880</p> | <p>310 x 45 x 16</p> <p>310 x 28 x 10</p> | <p>S.62170 Main</p> <p>5122028</p> <p>S.62401 PTO</p> <p>5112084</p> | <p>S.18086</p> <p>28042740</p> |
|  <p>S.62188 Main 5 Paddle 5115203</p> <p>S.19606 PTO</p> <p>5104880</p> | <p>310 x 45 x 16</p> <p>310 x 28 x 10</p> | <p>S.62175 Main For Original 3 Lever Type S.62176 Complete Assy. For Original 3 Lever Type S.73079 Complete Assy. for 6 Lever Kit</p> | <p>S.18086</p> <p>28042740</p> |
|  <p>S.19613 Main 8 Paddle 5118453</p> | <p>330 x 50 x 18</p> | <p>S.62173 Main</p> <p>5121414</p> | <p>S.18086</p> <p>28042740</p> |
|  <p>S.72722 Main/ PTO 6 Paddle 5161254 2 x Required</p> | <p>310 x 50 x 18</p> | <p>S.62449 Main</p> <p>5120853</p> | <p>S.18086</p> <p>28042740</p> |

Please see Index for alternative O.E. part numbers.






These parts are Sparex parts and are not manufactured by the Original Equipment Manufacturer. Original Equipment Manufacturers names, part numbers and descriptions are quoted for reference purposes only.

Sparex Replacement Spare Parts

| TRACTOR MODEL | CLUTCH | | |
|---|---|--|--|
| | | TYPE | NOTES |
| 446, 466, 566, 666, 766 |  | S.62162 11" Dual 5145712 Contains: Organic Main Plate | S.73061 Contains: S.62162 x 1 S.19605 x 1 S.62170 x 1 S.18046 x 1 S.18133 x 1 |
| 446, 466, 566, 666, 766 |  | S.19660 11" Dual 5145717 Contains: Metallic Main Plate | S.73062 Contains: S.19660 x 1 S.19605 x 1 S.62170 x 1 S.18046 x 1 S.18133 x 1 |
| 45-66, 50-66, 55-66F, 55-76F |  | S.62380 10" Dual 5154549 Contains: Organic Main Plate | S.73070 Contains: S.62380 x 1 S.62430 x 1 S.62170 x 1 S.18045 x 1 S.18133 x 1 |
| 55-66, 55-90, 60-66, 60-66F 60-90, 65-66, 65-90, 70-66 70-66F, 70-90, 80-66, 80-66F 80-90 |  | S.62162 11" Dual 5145712 Contains: Organic Main Plate | S.73061 Contains: S.62162 x 1 S.19605 x 1 S.62170 x 1 S.18046 x 1 S.18133 x 1 |
| 55-66, 55-90, 60-66, 60-66F 60-90, 65-66, 65-90, 70-66 70-66F, 70-90, 80-66, 80-66F 80-90, 85-90 |  | S.19660 11" Dual 5145717 Contains: Metallic Main Plate | S.73062 Contains: S.19660 x 1 S.19605 x 1 S.62170 x 1 S.18046 x 1 S.18133 x 1 |

Please see Index for alternative O.E. part numbers.






These parts are Sparex parts and are not manufactured by the Original Equipment Manufacturer. Original Equipment Manufacturers names, part numbers and descriptions are quoted for reference purposes only.

| DRIVE PLATE | DRIVE PLATE DIMENSIONS mm | MAIN/ PTO BEARING | PILOT BEARING |
|---|---|---|------------------------------------|
|  <p>S.62185 Main 4999812</p> <p>S.19605 PTO 5101585</p> | <p>280 x 40 x 14</p> <p>280 x 25 x 10</p> | <p>S.62170 Main 5122028</p> <p>S.18046 PTO 24905360</p> | <p>S.18133 28043280</p> |
|  <p>S.62186 Main 5 Paddle 5145718</p> <p>S.19605 PTO 5101585</p> | <p>280 x 40 x 14</p> <p>280 x 25 x 10</p> | <p>S.62170 Main 5122028</p> <p>S.18046 PTO 24905360</p> | <p>S.18133 28043280</p> |
|  <p>S.62399 Main 5154702</p> <p>S.62430 PTO 5128074</p> | <p>250 x 35 x 18</p> <p>250 x 22 x 13</p> | <p>S.62170 Main 5122028</p> <p>S.18045 PTO 24905350</p> | <p>S.18133 28043280</p> |
|  <p>S.62185 Main 4999812</p> <p>S.19605 PTO 5101585</p> | <p>280 x 40 x 14</p> <p>280 x 25 x 10</p> | <p>S.62170 Main 5122028</p> <p>S.18046 PTO 24905360</p> | <p>S.18133 28043280</p> |
|  <p>S.62186 Main 5 Paddle 5145718</p> <p>S.19605 PTO 5101585</p> | <p>280 x 40 x 14</p> <p>280 x 25 x 10</p> | <p>S.62170 Main 5122028</p> <p>S.18046 PTO 24905360</p> | <p>S.18133 28043280</p> |

Please see Index for alternative O.E. part numbers.






These parts are Sparex parts and are not manufactured by the Original Equipment Manufacturer. Original Equipment Manufacturers names, part numbers and descriptions are quoted for reference purposes only.

Sparex Replacement Spare Parts

| TRACTOR MODEL | CLUTCH | | |
|--|---|--|--|
| | | TYPE | NOTES |
| 60-76F, 62-86F, 70-76F 72-86F, 80-76F, 82-86F |  | S.62162 11" Dual 5145712 Contains: Organic Main Plate | S.73071 Contains: S.62162 x 1 S.62429 x 1 S.62170 x 1 S.18046 x 1 S.18133 x 1 |
| 60-76F, 62-86F, 70-76F 72-86F, 80-76F, 82-86F |  | S.19660 11" Dual 5145717 Contains: Metallic Main Plate | S.73072 Contains: S.19660 x 1 S.62429 x 1 S.62170 x 1 S.18046 x 1 S.18133 x 1 |
| 60-93, 60-94, 65-93, 65-94 72-93, 72-94 |  | S.62162 11" Dual 5145712 Contains: Organic Main Plate | S.73071 Contains: S.62162 x 1 S.62429 x 1 S.62170 x 1 S.18046 x 1 S.18133 x 1 |
| 60-93, 60-94, 65-93, 65-94 |  | S.19660 11" Dual 5145717 Contains: Metallic Main Plate | S.73072 Contains: S.19660 x 1 S.62429 x 1 S.62170 x 1 S.18046 x 1 S.18133 x 1 |
| 72-93, 72-94, 82-93, 82-94 88-93, 88-94 |  | S.62814 11" Dual 5162900 Contains: Metallic Main Plate | S.73073 Contains: S.62814 x 1 S.62429 x 1 S.62170 x 1 S.18046 x 1 S.18133 x 1 |

Please see Index for alternative O.E. part numbers.






These parts are Sparex parts and are not manufactured by the Original Equipment Manufacturer. Original Equipment Manufacturers names, part numbers and descriptions are quoted for reference purposes only.

| DRIVE PLATE | DRIVE PLATE DIMENSIONS mm | MAIN/ PTO BEARING | PILOT BEARING |
|--|---|---|------------------------------------|
|  <p>S.62185 Main 4999812</p> <p>S.62429 PTO 7.5mmThick 5154703</p> | <p>280 x 40 x 14</p> <p>280 x 25 x 10</p> | <p>S.62170 Main 5122028</p> <p>S.18046 PTO 24905360</p> | <p>S.18133 28043280</p> |
|  <p>S.62186 Main 5 Paddle 5145718</p> <p>S.62429 PTO 7.5mmThick 5154703</p> | <p>280 x 40 x 14</p> <p>280 x 25 x 10</p> | <p>S.62170 Main 5122028</p> <p>S.18046 PTO 24905360</p> | <p>S.18133 28043280</p> |
|  <p>S.62185 Main 4999812</p> <p>S.62429 PTO 7.5mmThick 5154703</p> | <p>280 x 40 x 10</p> <p>280 x 25 x 10</p> | <p>S.62170 Main 5122028</p> <p>S.18046 PTO 24905360</p> | <p>S.18133 28043280</p> |
|  <p>S.62186 Main 5 Paddle 5145718</p> <p>S.62429 PTO 7.5mmThick 5154703</p> | <p>280 x 40 x 14</p> <p>280 x 25 x 10</p> | <p>S.62170 Main 5122028</p> <p>S.18046 PTO 24905360</p> | <p>S.18133 28043280</p> |
|  <p>S.62899 Main 6 Paddle 5162901</p> <p>S.62429 PTO 7.5mmThick 5154703</p> | <p>280 x 40 x 14</p> <p>280 x 25 x 10</p> | <p>S.62170 Main 5122028</p> <p>S.18046 PTO 24905360</p> | <p>S.18133 28043280</p> |

Please see Index for alternative O.E. part numbers.






These parts are Sparex parts and are not manufactured by the Original Equipment Manufacturer. Original Equipment Manufacturers names, part numbers and descriptions are quoted for reference purposes only.

Sparex Replacement Spare Parts

| TRACTOR MODEL | CLUTCH | | |
|---------------------------------------|---|--|--|
| | | TYPE | NOTES |
| 90-90, 100-90, 110-90 |  | S.62164 12" Dual Luk 5122375 Six Fingers Evenly Spaced around the Clutch Cover Contains: Metallic Main Plate | S.73067 Contains: S.62164 x 1 S.19606 x 1 S.62170 x 1 S.62401 x 1 S.18086 x 1 |
| 90-90, 100-90, 110-90 |  | S.19578 12" Dual Valeo 5150921 Six Fingers grouped together in pairs Contains: Metallic Main Plate | S.73074 Contains: S.19578 x 1 S.19606 x 1 S.62176 x 1 S.18086 x 1 |
| 90-90 100-90 110-90 |  | Converts from 3 Lever diaphragm clutch into 6 lever type clutch kit (OEM Change) Contains: Metallic Main Plate | S.73068 1930988 Complete Conversion Kit as per illustration Contains Clutch Cover S.19606 x 1 S.73079 x 1 S.18086 x 1 |
| 115-90, 130-90, 140-90 |  | S.19661 13" Single 5123062 Does not contain Main Plate | S.73069 Contains: S.19661 x 1 S.19613 x 1 S.62173 x 1 S.18086 x 1 |
| 160-90, 180-90 Manual Transmission |  | S.72720 12" Dual 5140361 Contains: Metallic Main Plate | S.73075 Contains: S.72720 x 1 S.72722 x 1 S.62449 x 1 |

Please see Index for alternative O.E. part numbers.






These parts are Sparex parts and are not manufactured by the Original Equipment Manufacturer. Original Equipment Manufacturers names, part numbers and descriptions are quoted for reference purposes only.

| DRIVE PLATE | DRIVE PLATE DIMENSIONS mm | MAIN/ PTO BEARING | PILOT BEARING |
|--|---|---|---------------------------------------|
|  <p>S.62188 Main 5 Paddle 5115203</p> <p>S.19606 PTO</p> <p>5104880</p> | <p>310 x 45 x 16</p> <p>310 x 28 x 10</p> | <p>S.62170 Main</p> <p>5122028</p> <p>S.62401 PTO</p> <p>5112084</p> | <p>S.18086</p> <p>28042740</p> |
|  <p>S.62188 Main 5 Paddle 5115203</p> <p>S.19606 PTO</p> <p>5152736</p> | <p>310 x 45 x 16</p> <p>310 x 28 x 10</p> | <p>S.62176 Assembly</p> <p>5119165</p> | <p>S.18086</p> <p>28042740</p> |
|  <p>S.62188 Main 5 Paddle 5115203</p> <p>S.19606 PTO</p> <p>5152736</p> | <p>310 x 45 x 16</p> <p>310 x 28 x 10</p> | <p>S.62176 Complete Assy. For Original 3 Lever Type</p> <p>S.73079 Complete Assy. for 6 Lever Kit</p> | <p>S.18086</p> <p>28042740</p> |
|  <p>S.19613 Main 8 Paddle 5118453</p> | <p>330 x 50 x 18</p> | <p>S.62173 Main</p> <p>5121414</p> | <p>S.18086</p> <p>28042740</p> |
|  <p>S.72722 Main/ PTO 6 Paddle 5161254 2 x Required</p> | <p>310 x 50 x 18</p> | <p>S.62449 Main</p> <p>5120853</p> | |

Please see Index for alternative O.E. part numbers.






These parts are Sparex parts and are not manufactured by the Original Equipment Manufacturer. Original Equipment Manufacturers names, part numbers and descriptions are quoted for reference purposes only.

Sparex Replacement Spare Parts

| TRACTOR MODEL | CLUTCH | | |
|--|---|--|--|
| | | TYPE | NOTES |
| 130-90, 140-90 160-90, 180-90 Power Shift Transmission |  | | |
| F100, F110, F115, F120 |  | S.72728 13" Single 5154418 Does not contain Main Plate | S.73012 Contains: S.72728 x 1 S.72730 x 1 S.62810 x 1 |
| F130, F140 |  | S.72729 14" Single 5150079 Does not contain Main Plate | S.73013 Contains: S.72729 x 1 S.72727 x 1 S.62810 x 1 |
| |  | | |
| |  | | |

Please see Index for alternative O.E. part numbers.

These parts are Sparex parts and are not manufactured by the Original Equipment Manufacturer. Original Equipment Manufacturers names, part numbers and descriptions are quoted for reference purposes only.

| DRIVE PLATE | DRIVE PLATE DIMENSIONS mm | MAIN/ PTO BEARING | PILOT BEARING |
|---|---------------------------|-----------------------------------|---------------|
|  <p>S.72963 Main 8 Paddle 5143891</p> | 350 x 40 x 14 | | |
|  <p>S.72730 Main 5 Paddle 5165650</p> | 330 x 50 x 18 | S.62810 Main 5149611 | |
|  <p>S.72727 Main 6 Paddle 5165648</p> | 350 x 50 x 18 | S.62810 Main 5149611 | |
|  | | | |
|  | | | |

Please see Index for alternative O.E. part numbers.

These parts are Sparex parts and are not manufactured by the Original Equipment Manufacturer. Original Equipment Manufacturers names, part numbers and descriptions are quoted for reference purposes only.

NOTES

